

CZSH-4

**SURFACE MOUNT
SILICON SCHOTTKY RECTIFIER
2 AMP, 40 VOLTS**



SOT-223 CASE



www.centrasemi.com

DESCRIPTION:

The CENTRAL SEMICONDUCTOR CZSH-4 type is a Schottky rectifier mounted in an epoxy molded case using a metal to silicon junction to yield low forward voltage drop. The anode connections are made to PIN 1 and PIN 3.

MARKING: FULL PART NUMBER

MAXIMUM RATINGS: ($T_A=25^{\circ}\text{C}$)

Peak Repetitive Reverse Voltage
DC Blocking Voltage
RMS Reverse Voltage
Average Forward Current
Peak Forward Surge Current, $t_p=8.3\text{ms}$
Operating and Storage Junction Temperature

SYMBOL

V_{RRM} 40
 V_R 40
 $V_{R(RMS)}$ 28
 I_O 2.0
 I_{FSM} 10
 T_J, T_{stg} -65 to +150

UNITS

V
V
V
A
A
 $^{\circ}\text{C}$

ELECTRICAL CHARACTERISTICS: ($T_A=25^{\circ}\text{C}$ unless otherwise noted)

SYMBOL	TEST CONDITIONS
I_R	$V_R=40\text{V}$
I_R	$V_R=40\text{V}, T_A=100^{\circ}\text{C}$
V_F	$I_F=1.0\text{A}$
V_F	$I_F=2.0\text{A}$

MAX

1.0
10
0.55
0.60

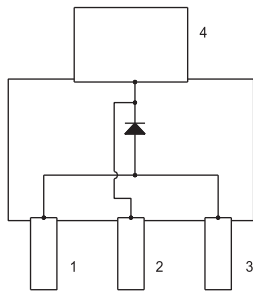
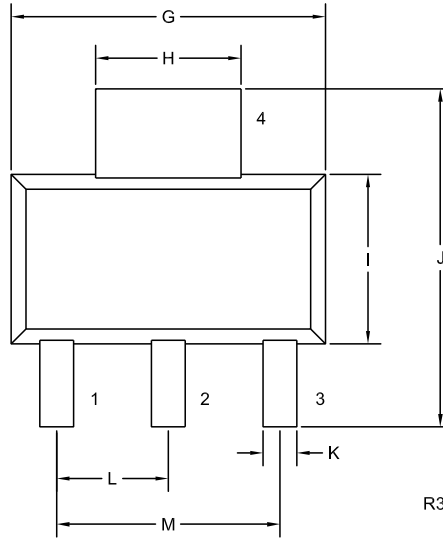
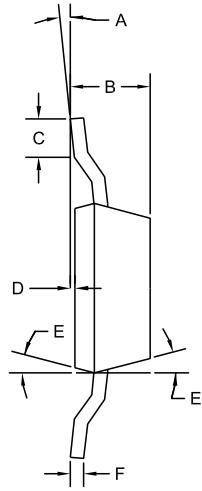
UNITS

mA
mA
V
V

CZSH-4
SURFACE MOUNT
SILICON SCHOTTKY RECTIFIER
2 AMP, 40 VOLTS



SOT-223 CASE - MECHANICAL OUTLINE



LEAD CODE:

- 1) Anode
- 2) Cathode
- 3) Anode
- 4) Cathode

MARKING:
FULL PART NUMBER

DIMENSIONS				
SYMBOL	INCHES		MILLIMETERS	
	MIN	MAX	MIN	MAX
A	0°	10°	0°	10°
B	0.059	0.071	1.50	1.80
C	0.018	—	0.45	—
D	0.000	0.004	0.00	0.10
E	15°		15°	
F	0.009	0.014	0.23	0.35
G	0.248	0.264	6.30	6.70
H	0.114	0.122	2.90	3.10
I	0.130	0.146	3.30	3.70
J	0.264	0.287	6.70	7.30
K	0.024	0.033	0.60	0.85
L	0.091		2.30	
M	0.181		4.60	

SOT-223 (REV: R3)

R6 (23-February 2010)